



District Report Card: 2017


State: Meghalaya	District: West Jaintia Hills
Class: 5	Subject: Language
Schools: 56	Students: 860


Participation/Coverage


Students

<div>GENDER</div> <div></div>	Boys				Girls			
	Number		%		Number		%	
	429		49.88		431		50.12	

<div>AREA</div> <div></div>	Rural				Urban			
	Number		%		Number		%	
	733		85.23		127		14.77	

<div>CATEGORY</div> <div></div>	SC		ST		OBC		GEN	
	Number	%	Number	%	Number	%	Number	%
	0	0.00	859	99.88	1	0.12	0	0.00

<div>CWSN</div> <div></div>	LD	VI	HI	S&LD	ID	Oth
	0	2	1	0	0	3

<div>Management</div> <div></div>	Government			Government-aided		
	Number		%	Number		%
	376		43.72	484		56.28

Average Performance of Students in Language (%)

Overall	Gender		Area		Management		Social Group			
	Male	Female	Rural	Urban	Govt.	Aided	SC	ST	OBC	GEN
41.21	40.50	41.92	42.19	35.54	39.63	42.44	0.00	41.20	46.67	0.00

Performance on Learning Outcomes (LOs)

Learning Outcomes	Description	Average Performance(%)
L504	Reads and comprehends independently storybooks, news items/ headlines, advertisements etc.	40.09
L508	Reads text with comprehension, locates details and sequence of events	41.77

Range of Performance of Students who Answered Correctly							
Below 30%		30% - 50%		50% - 75%		Above 75%	
Number	%	Number	%	Number	%	Number	%
246	28.60	342	39.77	241	28.02	31	3.60

Lowest Performing Learning Outcomes (LOs)

- 1 - Reads and comprehends independently storybooks, news items/ headlines, advertisements etc. (40.09)
- 2 - Reads text with comprehension, locates details and sequence of events (41.77)